

Holy Family Catholic Church

4820 Kinnamon Road
Winston-Salem, NC 27103

Guide for Altar Servers



Revised 9/13, 2008

Server's Guide

Index

Welcome.....	4
An Altar Server's Prayer.....	5
Introduction.....	5
Requirements for Altar Sever Candidates.....	6
Before Mass.....	9
The Beginning of Mass.....	9
Processional Entrance.....	9
Greeting and Sign of the Cross.....	10
Penitential Rite.....	11
The Gloria.....	11
Opening Prayer.....	11
The Liturgy of the Word.....	11
First Reading.....	11
Responsorial Psalm.....	11
Second Reading.....	11
Gospel Acclamation.....	11
The Gospel Proclamation.....	11
The Homily.....	12
The Profession of Faith.....	12
The Prayer of the Faithful.....	12

Holy Family Catholic Church – Guide for Altar Servers

Offertory.....12

Preparation of the Gifts.....12

Eucharistic Prayer (Consecration).....13

Sign of Peace.....14

Communion.....14

After Communion.....14

Concluding Rites (Closing Prayer).....14

The Recessional.....14

After Mass.....15

Notes.....15

Objects, Place and Names.....16

Welcome!

You are now a member of a very special group of young people in our parish who have answered God’s call to ministry. As a Holy Family Altar Server, you are one of the liturgical ministers of our parish.

Liturgical ministers have special tasks to perform during liturgies, especially during the celebration of the Eucharist (the Mass). The Altar Server is very important in helping God’s people worship in the best possible way.

An Altar Server's Prayer

*Dear Lord Jesus,
thank you for
calling me to
serve You at
Your Holy Altar.*

*During the celebration of the Eucharist
I know that the priest takes Your place
when, together with your People and in
the name of the Church, he makes present
again Your Passion, Death and Resurrection.*

*Help me to carry
out my role with
prayerful dignity
and participation
in this memorial of
the Last Supper.
Let me remain close
to you on earth that
one day I may share
in Your glory. Amen.*

Introduction

Servers exercise a genuine liturgical ministry. They ought therefore to discharge their office with the sincere piety and decorum demanded by their ministry and rightly expected of them by God's people. They must have a deep sense of the spirit of the liturgy and be trained to perform their functions in a correct and orderly manner.

Constitution of the Sacred Liturgy 29

Serving is not for everyone. It is a call from God to a special ministry in the Church. As a Server, you are a Liturgical Minister with an important role during the Mass or during other liturgical services, such as Stations of the Cross or Benediction. It is your privilege to assist the priest at the Altar. This means that there is a certain way that is appropriate to behave. Remember that you are always part of the congregation even if you are sitting in a different place than they are.

A good server not only serves the Sunday Mass, but also makes himself/herself available for other services. There may come a time when you no longer feel that serving is appropriate for you. When this happens, please advise the Server Coordinator or the Priest in charge of Altar Servers, as a courtesy.

Requirements for Altar Server Candidates

- Must be in the 4th grade and must have made their first Eucharist.
- A strong desire to serve at the Altar of Our Lord and Savior, Jesus Christ
- Be an active member of the Holy Family parish community and believe in the teachings of The Holy Catholic Church.
- Have already made your First Holy Communion
- Know how to genuflect properly.
- Know how to make the Sign of the Cross.
- Know how to receive Holy Communion in one of the approved manners.
- Be willing to pray aloud and make appropriate responses during the Mass.
- Make sure that your shoes and clothing are clean and appropriate for Mass.
- Be punctual, meaning being at church at least 10 minutes before Mass starts.
- Stay alert and attentive during Mass to serve the priest.
- Function without attracting attention away from the Mass.
- Wear appropriate clothing to church for serving even if not scheduled as you could be needed as a substitute.
- Be willing to fold your hands and show reverence at the Altar of the Lord.
- **Absolutely no chitchatting or laughing while serving.**
- Face the Altar with reverence when standing.
- Chewing gum is NOT PERMITTED in Church.
- Be able to work together as a team.
- Show absolute reverence at the Altar in your total demeanor.
- Take direction from Liturgical Coordinators for the Mass that you are serving.

Training

Training is required before you are eligible to serve. You will receive appropriate training to get you started. During the training you will learn some basic information about the Catholic Church and the Mass. You will also learn how to carry out specific tasks while serving at the Altar. After you have progressed satisfactorily in training, you will be assigned to serve for several times with an experienced server.

Posture

Posture is how you are using and positioning the parts of your body at a particular time. A server has to carry out a number of different actions at Mass, and so there are a number of different postures.

Walking

We do a lot of walking everyday and sometimes we get sloppy as we do it. Always walk with your back straight and your head held high. When you process in and out of Mass, stay centered in the aisle and keep your eyes straight ahead.

Bowing

When you bow to someone or something during the Mass, it should be a smooth forward inclining of your head and shoulders. When you bow to the Altar (which symbolizes Jesus), bow deeply at the waist and bring yourself slowly to our full height. When you bow to the Priest, bow your head slowly and gracefully. Never walk and bow at the same time: stop before bowing. **Note: Any time you are holding or carrying anything (a Book, the Processional Cross or a Candle) you do not genuflect and may bow (only a bow of the head).**

Genuflecting

When you genuflect, keep your hands in front of your chest while you go down on your right knee. Keep your body straight. Do not wobble back and forth, or you may look like a new born lamb trying to walk. Be sure that your alb is not going to trip you on the way down or up.

Kneeling

When you kneel, your body should be upright and your hands should be in front of your chest, well above your waist.

Standing

Always stand up straight with both feet firmly on the floor six to eight inches apart. This will give you balance and comfort at the same time. Don't lean against the furniture or against the walls.

Sitting

Sit down on your chair carefully and gracefully. If more than one Altar Server is serving, the servers should wait until all of you are standing in front of your chairs, then everyone should sit down simultaneously. Once you are seated, sit tall and don't slouch. Place

your hands on your lap or flat on your thighs in a relaxed manner. Feet should be flat on the floor. Watch how the Priest holds his hands and do as he does.

Hands

Unless you are sitting down or carrying something (like a candle); your hands should be kept joined in front of your chest; palm to palm, fingers pointing upward, with your thumbs interlocked. Keep your hands high up on your chest. If you are carrying something in one hand, hold the other hand flat on your chest.

Sign of the Cross

The Sign of the Cross done at the beginning of Mass and at the final blessing is made by placing one hand over your heart, and with the other hand trace a cross from the top of your forehead to just below the breast bone then from the left shoulder to the right shoulder. This symbolizes our belief in the Trinity: Father, Son, and Holy Spirit.

Small Sign of the Three Crosses

When the announcement of the Gospel has been made, use the thumb and trace a small sign of the cross first on the forehead, next on the lips, then over the heart. This symbolizes the Word of God being made present in your mind, on your lips, and in your heart.

Eyes

During Mass **always** look toward the place where the action is: the celebrant's chair, the Ambo, or the Altar. When a lector is reading the scriptures, you should be looking at the lector. When you are talking to someone, you expect that person to look at you – the same is true at Mass. Never look at the people in the congregation, rather look just above their heads. If there is a Master of Ceremonies (MC), keep an eye on him. They might want you to do something at any time. (Note: generally MC's are only on hand at special Masses such as Confirmation or other Masses when the Bishop is present).

General Appearance

Know what you are to do while serving, and when you are to do it. Never fidget. Always do things smoothly. Do not allow yourself to be distracted.

Mistakes

When you make a mistake (and we all do) never get flustered. Everyone makes an occasional mistake – Priests, Deacons, Lectors, and Altar servers. However, to keep the sacred liturgy flowing smoothly, it is often best to continue along as though whatever happened was deliberate – don't quickly reverse direction or get flustered. This will merely call attention to the mistake.

Smoothly and quietly take the next opportunity to set things right (sometimes it is even best to let the Priest or Deacon take care of the chore you forgot). Get into the habit of keeping an eye on the action at the altar. That will help make you aware if the Priest or Deacon are trying to get your attention to take care of something you may have forgotten or some unexpected special task.

Before Mass

Be sure to be dressed properly for serving Mass.

Sign in 10 min. before Mass in the servers vesting room.

Dress – Alb and Cross.

Light candles at main Altar, Ambo, and Tabernacle Altar. Use the long lighter/extinguisher and be sure to keep the wicks out for enough to get into the top of the candle so that the candle will light. Keep the lighter/extinguisher upright (vertical) to keep from dripping wax on yourself or the floor.

After you pull the wick of the lighter down to extinguish the flame, push the wick back out about an inch so that the wax on the wick does not melt in the lighter.

Two Servers get the processional candles and 1 the cross by going down the side aisles next to the walls. This is to be done about 5 minutes before Mass.

Gather in the vestibule and be ready for Father to start Mass.

Remember to be reverent, alert to what Father needs, and fold hands when not holding something.

When kneeling, fold your hands reverently and do not put your elbows up on the prie dieu (kneeler).

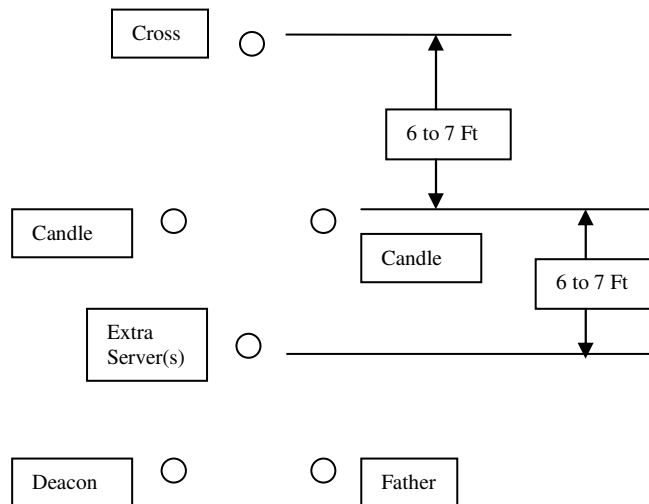
THE ORDER OF THE MASS

The Beginning of Mass

Just before Mass is to begin, the Altar Servers should wait prayerfully at the rear of the Nave, just inside of the inner doors. They should line themselves up in the correct order to be ready for the procession.

Processional Entrance

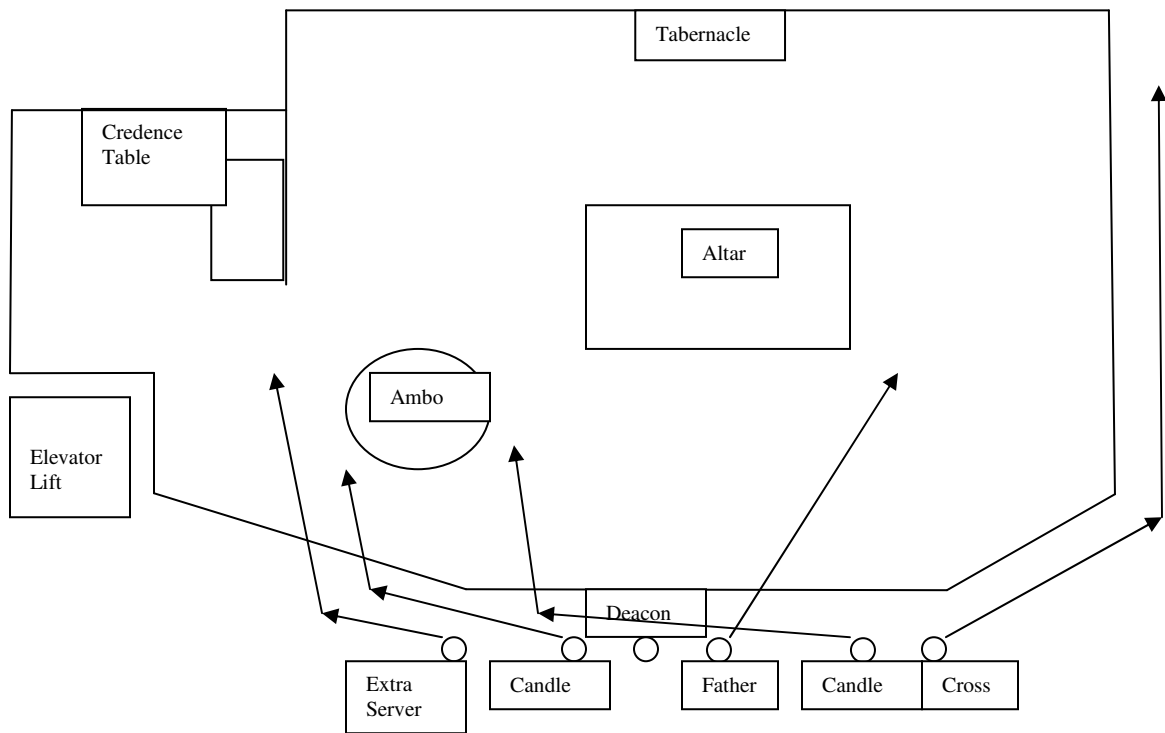
The Cross Bearer goes first with the Candle Bearers following. The Candle Bearers should stay 6 -7 feet behind the Cross Bearer and the Candle Bearers are to stay in line with each other.



Holy Family Catholic Church – Guide for Altar Servers

The Cross Bearer goes to the right side of the Altar at the corner of steps and the Candle Bearers come to the steps, turn and leave sufficient space for Father, (about 4 feet) then turn to face the Altar.

All should bow their heads slightly when Father genuflects. Extra server(s) are to genuflect with Father.



Father goes up the steps; the Cross Bearer goes around the steps to place the Cross in the stand with the Cross facing the people then goes to their chair. The Candle Bearers go around the steps and then up to the Ambo to place the candles on the stands. The Candle Bearers go to their chairs.

Greeting and Sign of the Cross

The Priest will begin by making the Sign of the Cross along with the whole assembly – all of the Altar Servers join in making the Sign of the Cross and responding with the Amen.

Penitential Rite

The Priest invites the assembly to reflect on their sins and then the Priest or Deacon leads the congregation in penitential prayers which are followed by “Lord have mercy” ... “Christ have mercy” ... “Lord have mercy” (In certain seasons the Greek acclamations of Kyrie eleison and Christe eleison are used). Altar Servers are to join in these responses.

The Gloria

The Gloria (Glory to God in the Highest...) is sung or recited on Sundays, solemnities, and feast days except during the season of Advent or Lent when it is omitted.

Opening Prayer

During the Mass when standing, turn slightly toward the Altar.

The Book Bearer brings the Sacramentary (book) to Father (when these words are heard, “For You alone are the Holy One”) by holding it in both arms right side up so that Father can open and read it. Stand slightly off to side, not directly in front of Father, and always let Father close the book. At the end of the Opening Prayer, the people and all Altar Servers respond Amen. When Father closes the book, return to your chair with the book.

The Liturgy of the Word

The focus of the action now shifts to the Ambo. The Altar Servers’ attention shifts with the action. Look at the Lector, if you are opposite the Ambo but if you are on the same side, turn your head slightly toward the Altar and be attentive to the reading.

First Reading

The Lector begins with “A reading from the book of ...” At the end of the reading, the Lector says “The Word of the Lord”. The Altar Servers respond aloud, “Thanks be to God”.

Responsorial Psalm

The Cantor or Lector will lead the people in the Responsorial Psalm by reciting or singing the response after which the Altar Servers respond appropriately with the Psalm Response with the congregation.

Second Reading

When there is a second reading (Sundays and solemnities), the Lector begins and ends as with the first reading. The Altar Servers respond aloud with the congregation, “Thanks be to God”.

Gospel Acclamation (Alleluia)

Except during Lent, the Gospel Acclamation is the singing of the Alleluia. (During Lent a different acclamation will be sung). All Altar Servers stand and sing the Alleluia with the congregation.

The Gospel Proclamation

The Deacon or Priest will begin by saying “The Lord be with you.” All Altar Servers respond aloud with the congregation, “And also with you”. Then the Deacon or Priest will say “A reading from the holy Gospel according to ...” When the Deacon or Priest traces the small Sign of the Cross on his forehead, lips, and heart, all Altar Servers do the same thing. The Gospel ends with “The Gospel of the Lord,” to which all Altar Servers respond aloud, “Praise to you Lord Jesus Christ.”

The Homily

A homily or teaching on the sacred scripture will be given, during which the Altar Servers are to pay close attention to the Homilist and are not to fidget or begin looking around. The Altar Servers are to remain still, quiet, and pay attention to what the Homilist has to say.

The Profession of Faith (the Creed)

After the homily, there will be a brief period of silence while everyone meditates on the message given by the homilist. Then the Priest will stand and all Altar Servers will stand. When the Priest begins reciting the Creed, all Altar Servers will recite the Creed aloud with the Priest and congregation.

The Prayer of the Faithful (General Intercessions)

The prayer of the faithful is the collection of prayers read from the Presider’s book for the intentions of the Church, public authorities, the sick, the local community and the dead. Each petition will end by the Altar Servers and the congregation responding aloud, “Lord hear our prayer.” At the conclusion of the General Intercessions, the congregation is seated and the Altar Servers prepare for the Liturgy of the Eucharist.

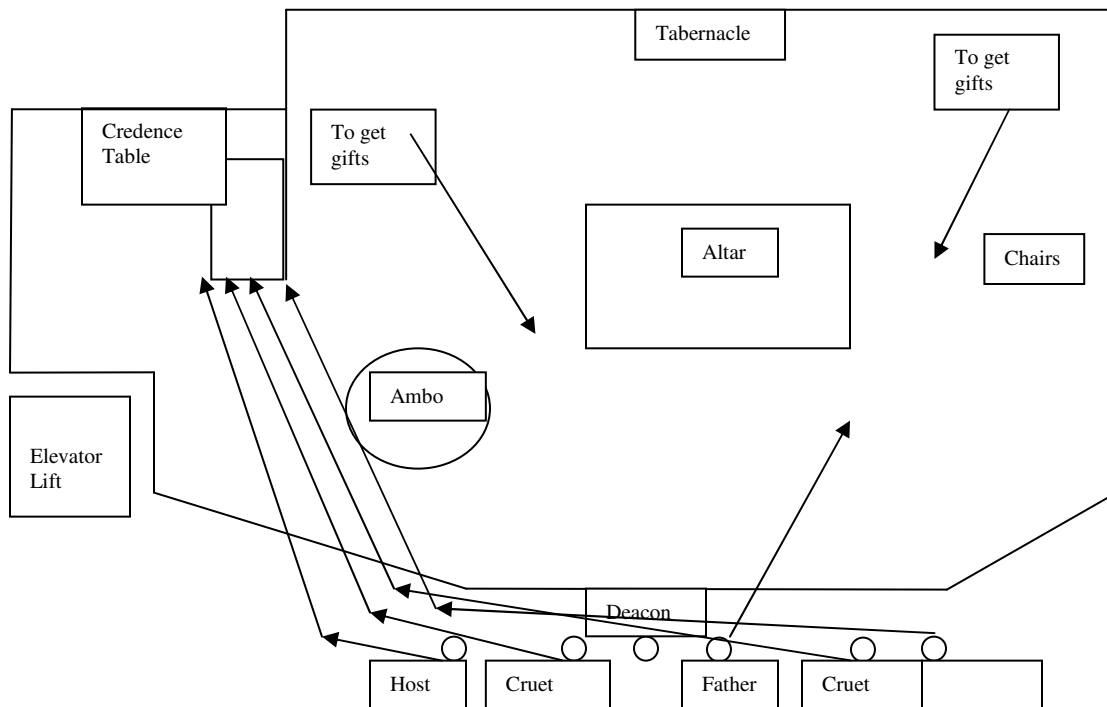
The Liturgy of the Eucharist

Offertory

Immediately after the Prayer of the Faithful, the Altar Server responsible for the book, brings the Sacramentary up to the Altar and hands it to the Priest or Deacon or places it on the Altar only if told to do so. All servers are to go to the credence table and bring the chalice first, then all cups with wine, all purificators, and all ciboria with host. Give the items to Father and let him put them on the Altar unless Father signals for you to place the items on the altar. Return to your chairs and wait for Father to get up to receive the gifts.

Preparation of the Gifts (Receiving the Gifts)

The Servers will now focus on the Priest and on the people who bring offerings of Bread, Wine, and the collection to the Altar. When Father stands up, this is your signal to go to the foot of the steps to receive the gifts. If you are on Father’s side, go behind the Celebrant’s chair, down the steps and around to Father walking on the floor and not around on the bottom steps. Servers on the side by the Ambo are to go around the Ambo (not between the Ambo and the Altar), down the steps and then over to stand next to Father.



Father will hand you certain gifts – money basket, cruets, cup or ciboia with host. Let Father go up to the Altar first and no matter what side you are on do the following: 1) Place the money basket on the left side of the Ambo and proceed to the Credence table, 2) Servers with cruets and host are to go around on the floor and then up the steps on the left side of the Ambo to the Credence table, Remove the stoppers from the cruets, turn the handles toward Father and proceed with the water, wine and host to the Altar.

After Father or the Deacon completes taking the water and the wine, return with the cruets to the Credence table, replace the stoppers and get the bowl, towel, and water pitcher and return back to the Altar for the washing of Father’s hands. If there are four servers, only three need to go up to the Altar for the hand washing while the other(s) stays at the Credence table and waits until the washing of the hands is completed. All servers then return to their chairs.

**Prayer over the Offerings/Preface
Eucharistic Prayer (Consecration)**

At the end of the “Holy, Holy, Holy ...” the Altar Servers kneel in unison. Do not put elbows up on the predue. Fold your hands and kneel up straight. Hands should be kept palms together with fingers pointed up in an attitude of prayer. Eyes (and minds) are

focused on the action at the Altar. The bell ringer Altar Server must be ready to ring the bells when Father puts his hands over the gifts and asks the Holy Spirit to change the bread and wine into the Body and Blood of Christ. The bell ringer again rings the bells when Father raises the Body of Christ and then again when Father raises the cup with the Blood of Christ. There will be a total of three times to ring the bells.

The Altar Servers remain kneeling until the “Our Father ...” then stand up gracefully with hands folded as usual. The Our Father is recited aloud by all the Altar Servers.

Sign of Peace

The Altar Servers may exchange the Sign of Peace with Servers next to them. The Servers should remain standing until the Lamb of God, when they kneel along with the congregation.

Communion

The Extraordinary Ministers of Holy Communion will come up to the Altar, as soon as Father finishes receiving Holy Communion, and stand in a partial semicircle. When Father finishes with, “Lamb of God who takes...” go around the back side of the prie dieus and join in the semicircle to receive Communion. This makes it easier for Father and the ministers to give the servers Communion.

Please do not cross over each other but walk reverently to join into the semicircle and then return to your preduce after receiving Communion. You may receive under both species (the Body and the Blood of Christ). After kneeling for some time, sit the remaining of time during Communion.

After Communion

As soon as Father gets back to the Altar, he will want the water to rinse the Chalice so be alert to get him the water cruet when he needs it. The server that brings the water to Father should return to the Credence table and be ready with the water to give it to Father to purify the cups. All servers should join in to help[clear the Altar but wait for Father or the Deacon to hand you things. Never remove anything from the Altar yourself unless so directed by the Priest or Deacon. Return everything to the Credence table except for the book which will be returned to the chair of the Book Bearer.

Concluding Rites (Closing Prayer)

The Book Bearer returns to Father in the same manner as in the opening prayer and remember to let Father close the book. After the prayer is complete, return to your chair.

The Recessional

Immediately after the dismissal (“The Mass is ended, go in Peace”) the Recessional Hymn will begin. The Priest will move to the Altar and reverence it with a kiss which is the signal for the recessional. The Cross Bearer gets the cross and proceeds down the steps, around on the floor to the corner of the steps. The Candle Bearers are to proceed behind the Altar to the Ambo to get the candles, go directly down the steps in front of the Ambo and around behind Father, if you are the one to be next to the Cross Bearer. When Father genuflects, give a head bow and then turn to process out. The Cross Bearer will

Holy Family Catholic Church – Guide for Altar Servers

go first and the Candle Bearers will follow. Keep 6 – 7 feet behind the Cross Bearer and stay aligned with the other Candle Bearer. Proceed into the Narthex of the Church and wait for the Priest to give you a signal to return the Cross and Processional Candles (do not return these items until the Choir has finished).

After Mass

Return the Processional Candles and the Cross back to their respective stands by going down the side aisles next to the walls. Extinguish all candles.

Return Albs and crosses to the Vesting room.

Take Jesus with you to the world!

Notes

Remember: If you can't make it when you are scheduled, it is your responsibility to get a substitute.

Objects, Places and Names

Here is an alphabetical listing of the names, places and things that Altar Servers should know. Memorize these terms and know how to find the places and identify the objects.

ALB	The long white garment worn by Priests, Deacons and Altar Servers
ALTAR	The holy table upon which the Priest offers the sacrifice of the Mass
ALTAR CLOTH	The white cloth covering the Altar
AMBO (Also called a lectern or pulpit)	The stand from which the Word of God is proclaimed during the Readings of sacred scripture
ASSEMBLY	The assembly is sometimes called the People of God, the Church or the Congregation. It is everyone seated in the Church who have assembled for worship.
ASPERGILLUM	An aspergillum is the metal sprinkler used to sprinkle holy water
BAPTISMAL FONT	The Baptismal Font is the pool at the entrance of the church which is used for administering the Sacrament of Baptism
BENEDICTION	Benediction (which means Blessing) is used to refer to a special worship service when the Blessed Sacrament (The Body of Christ) is placed in a special glass. Priest or Deacon blesses the people with the Blessed Sacrament during the Benediction service.
BLESSED SACRAMENT	This is another term used for the consecrated bread which has become the sacramental Body of Christ
BOAT	The Boat is a vessel used to carry the grains of incense before the incense is placed in the Thurible

BOOK OF THE GOSPELS	The large Decorative book which contains the readings from the Holy Gospels to be proclaimed at Mass
BOOK STAND	A pillow used to hold the Lectionary on the Altar
CANTOR	The Cantor is the minister who leads the singing and who sings the Psalm responses
CHALICE	The large gold or silver cup that is used by the Priest that holds the wine to be consecrated and become the Blood of Christ
CHASUBLE	The large outer garment worn by a Priest – usually green, purple, white, or red depending on the liturgical season
CINCTURE	The long cord or rope sometimes worn around the waist over the Alb
CIBORIUM	A Ciborium is a special sacred vessel used to hold consecrated hosts. Some of them are fitted with tight fitting covers. The consecrated hosts that are unconsumed at the end of Mass, are placed in Ciboria (the plural of Ciborium) and then placed in the Tabernacle
CORPORAL	<p>The linen cloth, folded to appear square, that has a cross at the center of the lower edge (some have the cross in the center). The sacred vessels, containing the offerings that are to be consecrated into the Body and Blood of Christ, are placed on the corporal.</p> <p>Important Note: The sacred vessels bearing the body and blood of Christ are placed on this cloth during the Mass. Consequently, since fragments of the Body of our Lord may still be present, it is always treated with special care.</p>
CREDENCE TABLE	A Credence Table is a small table used for holding the sacred vessels that will be used during the Mass.

CRUET	A Cruet is a small, crystal bottle with a stopper used for water or wine.
FOOT OF THE ALTAR	The foot of the Altar refers to the floor at the bottom step of the Altar platform or Sanctuary
GATHERING SPACE (NARTHEX)	The Narthex or Gathering Space is the area before entering through the glass-paneled doors into the Nave of the Church
HAND WASHING TOWEL	The hand washing towels (also referred to as finger towels) are made from terry-cloth and are used by the Priest to dry his hands after the ritual washing during Mass. Notice that the terry-cloth, or towel material, is quite different in appearance from the linen used for Corporals and Purificators.
HOLY OILS	The Holy Oils are displayed on the wall near the Baptismal Font. They are the Oil of Catechumens, Oil of Sacred Chrism and the Oil of the Infirm (Sick). These oils are special oils that are blessed by the Bishop at the Chrism Mass each year. The oils are then used throughout the year for Baptisms, Confirmation, Ordination of Priests and Deacons, Consecration of churches and the Anointing of the Sick.
HOST	The flat unleavened bread which will be consecrated and become the Body of Christ. The Priest's host is generally larger than the others so that it may be seen by everyone during the consecration.
LECTIONARY	The Lectionary is the book containing the readings from sacred scripture that are proclaimed from the Ambo by the Lectors during Mass.

LUNETTE

A special holder for the consecrated host that has round glass covers to permit viewing of the Eucharist. The Lunette can then be fitted into a Monstrance for exposition during Benediction of into the Custodia, a metal receptacle designed to hold the Lunette, which is then reserved in the Tabernacle.

MONSTRANCE

A tall gold-plated or silver vessel used to expose the Blessed Sacrament during Benediction or Exposition of the Blessed Sacrament. It has a circular clear glass window-door behind which the Lunette is inserted holding the Blessed Sacrament. Often it is designed with what appears to be simulated sun rays radiating from its center.

NAVE

The Nave is the main body of the Church building where the assembly is seated.

PASCHAL CANDLE

The Paschal Candle (sometimes referred to as the Christ Candle) is the very tall decorated candle that generally stands by the Baptismal Font. It is lit during Baptisms, Funeral Masses and Masses during the Easter Season.

PATEN

The small shallow round plate or bowl shaped plate, on which the Priest's Host is placed

PALL

The small, stiff linen square which the Priests will sometimes use to cover the Chalice

PRESIDER'S BOOK

Except at weekday Masses, there may generally be a Presider's Book that contains the Introductory Rites, The Creed, the Prayer of the Faithful, and the Concluding Rites.

Prie Dieu

The kneeler used by Altar Servers

Holy Family Catholic Church – Guide for Altar Servers

PURIFICATOR

Important Note: Since the Purificator will come into contact with the Precious Blood when wiping the communion cups and chalices, it is treated with special care.

The small linen cloth with a cross sometimes at the center which the Priest or Deacon uses to clean the Chalice – these are folded into a long rectangle shape to avoid confusion with Corporals, which are folded as squares.

SACRISTY, PRIEST’S VESTING

The door to the Priest’s Sacristy is located in the gathering space. The Vesting Sacristy is where we keep the special vestments of Priests and Deacons who are ministers of the Holy Sacrifice of the Mass.

SACRISTY, ALTAR SERVER’S VESTING

The door to the Altar Server’s Vesting Sacristy is located in the gathering space. This Vesting Sacristy is where the special vestments for the Servers are kept and where Servers will vest.

SACRISTY, WORK

The Working Sacristy is the room off of the Sanctuary where all of the sacred vessels, sacred books, unconsecrated bread and wine, and Altar linens are kept for liturgical celebrations.

SACRAMENTARY

The Sacramentary is the sacred book used by the Priest that contains all of the prayers of the Mass.

SANCTUARY

The Sanctuary is the area around the Altar occupied by the raised platform upon which the Altar stands.

STOLE

The stole is a long narrow band of material that resembles a shawl and is the sign of authority of the Priest or Deacon. The Priest wears it straight down and the Deacon wears it to one side.

TABERNACLE

The Tabernacle is the locked gold cabinet on the small table behind the Altar. The Tabernacle is used to reserve consecrated hosts which are the Body of Christ. Because the Tabernacle houses the Blessed Sacrament we pay special reverence to the Tabernacle. A lighted candle (the red vigil lamp) is kept burning near the Tabernacle at all times when the Body of Christ is in the Tabernacle. When we cross in front of the Tabernacle we always bow except during Mass.

THURIBLE

The Thurible is sometimes referred to as an incenser, and is a special vessel suspended from chains in which glowing charcoal in which glowing charcoal is contained. The Priest sprinkles incense from the Boat over the glowing charcoal during liturgies when incense is used.

Altar Server’s Commitment

Altar Server’s must attend the required Altar Server training along with reading the Guide for Altar Servers. Before you will be scheduled as an Altar Server at Mass, you must attend the Altar Server Training sessions and sign the form below.

Please return this form to Mary Grace Schumacher or Tim Hasenour.

You have been called to be an Altar Server. If you are willing to make this commitment to serve at the Lord’s Table give prayerful consideration to this ministry and let God lead you and guide you.

Server’s Name (Please Print)

Server’s Signature

Date

Parent’s Signature

Date